



AN ALL-IN-ONE CREDIT CARD PAYMENTS SYSTEM

GROW YOUR PRACTICE WITH THE EASIEST WAY TO COLLECT PAYMENTS FROM PATIENTS

Our intuitive credit card processing is fully integrated within the familiar AdvancedMD workflow, so automation takes care of lots of manual processes and lets you spend more time growing your practice instead of running it.

Credit Card Center gives all the robust features found in a high-volume retail merchant account. AdvancedMD practice management includes our Credit Card Center where you are able to sign up for new merchant accounts, search and review transactions, run credit card processing summary reports, and manage chargeback notifications and other general management functions.

Multiple ways to leverage our practice management to stay in control. We include multiple payment entry screens across your workflow that are designed to streamline how you process credit card charges and email receipts for a truly paperless experience. Our credit-card-on-file functionality lets you automatically charge patient credit cards on demand or in batches.

Empower patients with our self-service patient portal and collect payments effortlessly. Utilize our friendly and convenient online payment portal to collect fast electronic payments. Features include bill-pay reminders, online statements and convenient payment plans help your practice reduce days in A/R.

A unified
experience
from
automated
workflow.

KEY PRACTICE MANAGEMENT ISSUES	ADVANCEDMD TECHNOLOGY SOLUTIONS	FRUSTRATING GAPS	ADVANCEDMD SOLUTIONS
<p>Simplified Scheduling Simplify scheduling process for staff and patients, optimize daily calendar/visits, and reduce no-shows.</p>	<p>Scheduling & Patient Self-service features are intuitive and flexible, so front desk staff can easily maintain desirable patient flow and patients can self-schedule based on your availability by site and provider. Automated Reminders and alerts reduce no-shows and free staff from manual follow-up.</p>	<p>Comprehensive, Flexible Scheduling Save staff and provider time with schedule views across the practice or facilities or by individual provider.</p>	<p>Color-coded Appointment Scheduling provides views of the entire practice schedule or a specific doctor's schedule with patient visit number and appointment type conveniently displayed. Select by provider-oriented or facility-oriented. Scheduling is Unified with our billing and front office tools so you can collect payments with one-click. Group Appointment Scheduling is available for practices with mental health providers.</p>
<p>Credit Card Management Collect for patients faster and easier, reduce payment errors and manual staff procedures, and improve patient experience.</p>	<p>Credit-card-on-file function utilized for single or ongoing transaction strings reduces double entry, human errors, time-consuming reconciliations and repeated requests for patient credit card information. Payment Portal and Automated Bill-pay Alerts help patients make payments without practice staff overhead.</p>	<p>At-a-glance Financial Management Quickly and accurately assess key performance indicator status and crucial financial health metrics.</p>	<p>Financial Dashboard visually displays key performance indicator status, current and rolling monthly financial results, reimbursement trends, top ten carriers, A/R trends, and customized report elements. You can create countless custom reports in seconds with drag-and-drop tools.</p>
<p>Billing Processes Improvement Greater control and visibility into the overall billing process.</p>	<p>Accurate Billing Processes provide simplified A/R tracking, comprehensive claims and collections features, and a time-tested clearinghouse for laser-focused insights into your receivables and collections revenue. Continual Updates are always automatic and free, giving you the latest medical codes and rules to ensure effective and accurate coding and billing without complicating workflow. Automated Insurance Eligibility Verification significantly improves billing accuracy and collectability.</p>	<p>Business Analytics Easily access, combine and analyze data from across the practice for timely and better-informed decisions.</p>	<p>Advanced Business Analytics pulls reporting data from all areas of your practice, making it easy to identify trends, gaps and revenue opportunities with accurate results. Deep insights into financial operations provide expert guidance to your practice's growth strategy in order to execute with confidence.</p>
<p>Centralized Billing Management Ability to manage all operations centrally, but easily drill down to lowest levels, with managed access.</p>	<p>Central Billing Office functionality provides visibility of your entire operation, while offering controlled access to office locations and providers. Reporting is comprehensive with independent drilldowns at the site and provider level.</p>	<p>Improve A/R Billing Performance Accelerate collection, improve system and staff efficiency.</p>	<p>A/R Control Center dashboard provides key information and resources for streamlining A/R tasks and accelerating the time it takes to collect. Proprietary Claims Scrubbing alerts billing staff of potential errors prior to submission. We make it easy to identify and correct inefficiencies as well as issues related to your receivables.</p>
<p>Reporting & Analytics Customizable reports with graphical presentation.</p>	<p>Multiple Reporting Tiers let you customize how you visualize data, evaluate financial trends, identify areas of improvement and pinpoint opportunities for revenue growth.</p>	<p>Comprehensive Claims Management Reduce staffing, improve visibility and accuracy.</p>	<p>End-to-End Claims Management allows management of your entire claims process by one team, from charge capture to collections. Combines accurate billing process with simplified A/R tracking, comprehensive claims and collections features, and a robust clearinghouse to provide unprecedented visibility into your revenue.</p>
<p>Business Intelligence Flexible, customizable analytics and reporting on all, or any detail of the practice.</p>	<p>Powerful Reporting Engine provides accurate trends and business intelligence to analyze key performance indicators and nearly unlimited business metrics for all sites and physicians across all practice functions from a Single, Unified Database.</p>	<p>Practice Acquisition RVU Calculation Accurately calculate a variety of RVU factors to ensure proper resource management and practice valuation.</p>	<p>Unified Data-based Analytics provide ready access to resource-based relative value scale calculations for a variety of factors such as total RVU, work RVU, practice expense RVU and more. If you are rolling up practice acquisitions as part of your growth plans, we can help make RVUs work for your practice.</p>

Patient Name: BERN, MARC | Chart Number: 2 | Responsible Party Name: BERN, MARC

Apt / Ste #: 208 | Address: 2795 COTTONWOOD PKWY | Zip Code: 84121 | City: SALT LAKE CITY | State: UT | County: []

Sex: MALE | Preferred Phone: (801) 526-5478 (CELL) | Marital Status: MA | Date of Birth: 05/ | Email: MBERN@COMCAST.NET | Inactive / Deceased: [] | Title: MR | Note: []

Financial Class: DC | DOUBBLE INSURANCE COVE | Relationship: 18-SELF | Provider Profile: RICHEY | RICHEY, DREW | Preferred Language: ENGLISH | Employer: ADVANCEDMD SOFTWARE, INC | PCP: [] | Race & Ethnicity: OTHER

Seq	Coverage	Carrier	Subscriber
5	PRIMARY	CIGNA HEALTH CARE	BERN, MARC
2	SECONDARY	PEHP	BERN, SARA

Patient Demographics

Quickly access patient demographics to see which patient is making a payment.

Date	Batch #	User
01/22/2019	106	LORI
01/30/2019	110	MATT
01/31/2019	111	STEVE
02/01/2019	112	TIBBS
02/01/2019	113	AMY
08/06/2019	118	STEVE

Visit #	Provider	Patient	Carrier	Ins Order	Facility	Pat Portion	Ins Portion	Episk
106389	JONES	BULRIS, TARA	BLU32	1				
01/22/2019	99214	E11.00		Y	Y	20.00	120.00	
106390	SMITH	ADAMS, MARIE J	BLU32	1				
01/22/2019	99213	M1A.40X1		Y	Y	0.00	90.00	
106391	JONES	PACA, GINA	AIBEN	1,3,4				
01/22/2019	99214	034.0.J02.0		Y	Y	0.00	140.00	
106392	MILLER	FALK, MICHAELA						
01/22/2019	99213	466.0.J20.9		N	Y	90.00	0.00	
106393	SMITH	CASTRO, PAULA	BLU32	1				
01/22/2019	99211	493.82.J45.991		Y	Y	15.00	35.00	
110007	SMITH	AAGARD, JOHN	BLU32	2				
01/10/2020	99214	J43.9		Y	Y	20.00	120.00	
110008	OSHEA	ADAMS, MARIE J	BLU32	1				
02/03/2020	99215	J45.40		Y	Y	0.00	190.00	
110021	JONES	ADHALLAH, MATTHEW	BLU54	4.1				
01/31/2019	99214	E11.9		Y	Y	25.00	115.00	
110022	RICHEY	BERN, MARC	BLU32	3.2				
01/31/2019	99215	M10.462		Y	Y	20.00	170.00	
Total Amount:							15070.43	

Claims Management

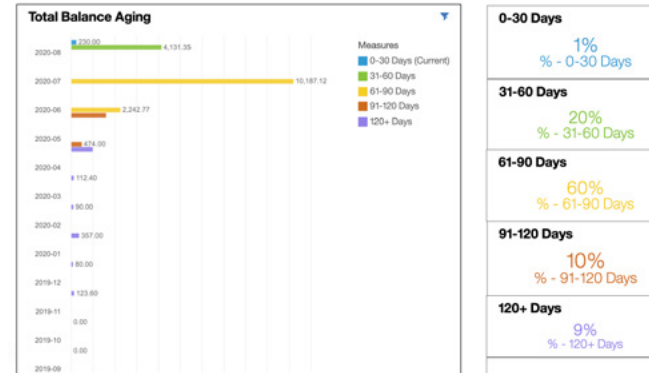
Ensure claims have been processed without errors.

Coming Up	Time	Duration	Room	Provider	Room	Provider
CONSULTATI...	11:15 AM	30 min		BERN, SARA		
CONSULTATI...	12:15 PM	30 min		BRANE, LOYD		
MALE WEL...	1:00 PM	25 min		BECKER, JOSEPH		
NP - NEW PA...	2:00 PM	30 min		ADHALLAH, MATTHEW		
Exam Room 2		10 min		With Doctor		
RANDALL, ELIZABETH	10:00 AM	40 min		FEMALE WEL...		
Waiting Room		10 min		Ready for MA		
BERN, MARC				CONSULTATI...		
Waiting Room		1 min		Forms review		
Other						
Checked Out						

Scheduling & Rooming

View patient appointments and easily track rooming electronically.

Total Balance Aging | Total Aging Graphs | Patient Aging | Patient Aging Graphs | Insurance Aging | Insurance Aging Graphs



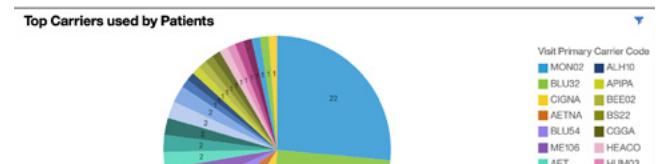
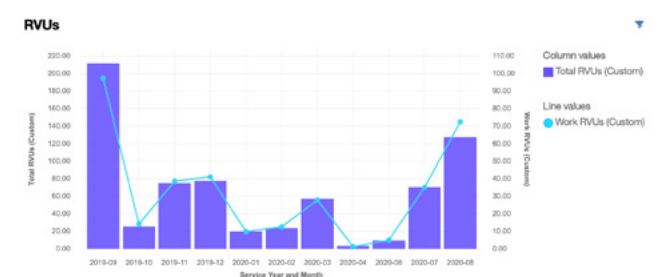
Financial Reporting Dashboard

See all aging balances from one screen with color coded line graphs.

Total Balance	Past Due Days	Account	Resp Party	Last Date
160.00	greater than 94	92	TOUNTAS, DOUGLAS	08/14/2009
135.00	815	69	TIERNAN, CELINA	08/14/2009
135.00	814	59	GERMAINE, TODD	01/22/2019
140.00	83	83	BULRIS, TARA	01/22/2019
122.00	670	8	BAILEY, SEAN	01/22/2019
50.00	127	43	CASTRO, PAULA	01/22/2019
58.00	150	106	SCHNEIDER, LALICIA	01/22/2019
54.40	162	78	RHOADS, JUDITH ANN	08/07/2020
2685.90	981	5	RANDALL, ELIZABETH	08/19/2020
586.00	83	180	GRANT, JIM	08/14/2020
384.00	481	44	DURANT, SELINA	08/17/2020
531.00	82	72391	MARLOW, SHEILA	08/17/2020
219.90	82	9	LEON, ANA	08/18/2020
237.00	800	61	RUSSELL, JAN	08/18/2020
270.45	125	105	THATCHER, TRACY	08/18/2020

A/R Management & Collections

Track A/R, collection efforts and statements from one organized location.



Business Analytics

Get the big picture to run your practice with BI like top carriers and RVUs.